



THE Providence Country Day SCHOOL

Application for Admission

- SCHEDULE A CAMPUS TOUR AND INTERVIEW**
We require a visit to campus and a personal interview. To schedule a time, please contact the Admissions Office at 401.438.5170 or admissions@providencecountryday.org.

SUBMIT AN APPLICATION INCLUDING:

- The completed application, with the non-refundable application fee of \$55.00 (\$125 for international students.)
- Two teacher recommendations: one from the current English teacher and one from the current mathematics teacher.
- Official transcript from current school, including standardized testing. Your signature on the School Release Form enables the Admissions Office to acquire these records.

- Any supplemental material the applicant would like to include (artwork, creative writing samples, certificates of distinction, etc.) is welcomed, but **not required**.

- SCHEDULE AN ENTRANCE EXAM**
All candidates must take one of the following tests during the current academic year: ISEE or SSAT.* PSAT or SAT scores may be submitted for students applying to grades 10, 11 or 12.

*Access the following websites for exam dates and to register for a test:

Independent School Entrance Exam - ISEE

<http://www.iseetest.org>

Secondary School Admission Test - SSAT

<http://www.ssat.org>

Please indicate the exam date you have chosen _____

Application Timeline

February 1 Admissions and Financial Aid Application Deadline - First Round*

All applications for admission and financial aid are due.

March 3 Admissions and Financial Aid Decision Notification

All first round decisions for admission and financial aid will be mailed to applicants.

April 10 Family Decision Notification

Families of accepted students must notify the Admissions Office of their decision to enroll.

**Applications received/completed after the February 1 deadline will be considered on a rolling basis, as space allows.*

Please include this signed page with your completed application (pages 2-8) and a check made payable to The Providence Country Day School to:

The Providence Country Day School, 660 Waterman Ave., East Providence, RI 02914-1794


I hereby submit this application for admission for my son/daughter to The Providence Country Day School and enclose a non-refundable Application Fee*. I understand that this will make my son/daughter eligible for review by the Admissions Committee but does not obligate the School or the applicant in any way.

Parent/Guardian name (printed) _____

Parent/Guardian signature _____ Date _____

**The application fee is waived for children/siblings of alumni and siblings of current students.*

Nondiscrimination Policy: *The Providence Country Day School does not discriminate on the basis of race, gender, color, religion, national or ethnic origin, handicap or sexual orientation in the administration of its educational policies, admissions policies, scholarship and loan programs, or athletic and other school-administered programs.*



THE Providence Country Day SCHOOL

660 Waterman Ave
East Providence, RI 02914-1724
telephone 401.438.5170
fax 401.435.4514
www.providencecountryday.org

Application for Admission: **Part A**

INSTRUCTIONS: Part A of the Application, including the Parent Perspectives should be completed by the parent(s). Part B of the Application, including the Essay, should be completed by the applicant. Parts A & B should be returned to The Providence Country Day School Admissions Office along with page 2 of this booklet.

STUDENT INFORMATION

Full Legal Name of Applicant: _____ Applying to Grade: _____
Prefers to be Called: _____ Gender (M) (F) Current Age: _____ Date of Birth: _____
Home Telephone: _____ Email Address: _____
Mailing Address: _____
Present School: _____ Present Grade: _____
School Address: _____ Telephone: _____

PARENT INFORMATION

PARENT 1

Name: _____
(Mr, Ms, Mrs, Dr, Other)
Relationship to Applicant: _____
Mailing Address *(if different from above)*: _____

Home Telephone: _____
Cell Phone: _____
Email Address: _____
Nature of Work/Position: _____
Employer: _____
Work Address: _____

Work Telephone: _____
Stepparent's Name: _____
(If applicable)

PARENT 2

Name: _____
(Mr, Ms, Mrs, Dr, Other)
Relationship to Applicant: _____
Mailing Address *(if different from above)*: _____

Home Telephone: _____
Cell Phone: _____
Email Address: _____
Nature of Work/Position: _____
Employer: _____
Work Address: _____

Work Telephone: _____
Stepparent's Name: _____
(If applicable)

Person(s) with whom the applicant lives: Father Mother Stepfather Stepmother Other _____
(Check all that apply) *(Relationship)*

Person(s) financially responsible for the applicant: Father Mother Stepfather Stepmother Other _____
(Check all that apply) *(Relationship)*

Will you be applying for financial aid? No Yes

IF YOU WILL BE APPLYING FOR FINANCIAL AID, PLEASE CONTACT THE ADMISSIONS OFFICE FOR RELEVANT FORMS AND PROCEDURES.

ADDITIONAL FAMILY INFORMATION

Applicant's Siblings:

Name	Age	Current Grade	Current School

Please indicate any members of your family who have attended The Providence Country Day School.

Name	Graduation Year	Relationship

PARENT PERSPECTIVE (SHORT ANSWER)

I think The Providence Country Day School is a good match for my child because...

My child does best academically in an environment where...

To date, my child's most significant academic challenge has been...

In a group of friends, my child usually plays the role of...

Describe any special circumstances that may have affected your child's performance in school.

Does your child take any medication regularly? No Yes (If yes, please explain below.)

Has your child received any additional academic and/or behavioral support, educational or neuropsychological testing (WISC, Woodcock-Johnson, etc.), or outside counseling? If yes, please indicate the type of service, dates of involvement, and relevant test results and/or documentation. **A copy of the testing must be submitted to complete the application.**

Has your child ever been suspended or expelled from school? No Yes (If yes, please explain below.)

Please list the other schools to which your child is applying.

Through what source(s) did you become interested in The Providence Country Day School? (Check all that apply.)

- Current Providence Country Day family
- School teacher or administrator
- Providence Country Day alumnus/a
- Relative
- Internet/Website
- Independent school directory
- Educational consultant
- Admissions presentation/Open House
- Other

Is the applicant a citizen of the United States? Yes No

Optional: How would you best describe your son/daughter? (Check all that apply.)

- African/African American/Afro-Caribbean
- Asian/Asian American/Pacific-Islander
- Biracial, Multiracial
- Anglo, Caucasian, European American
- Hispanic American, Latino/a, Chicano/a
- Middle Eastern/Middle Eastern American
- Native American/Alaskan Native
- Other (please specify) _____
- No Response/Prefer not to respond

Nondiscrimination Policy: *The Providence Country Day School does not discriminate on the basis of race, gender, color, religion, national or ethnic origin, handicap or sexual orientation in the administration of its educational policies, admissions policies, scholarship and loan programs, or athletic and other school-administered programs.*

Application for Admission: **Part B**

INSTRUCTIONS: Part B of the Application, including the Essay, is to be completed by the student.

APPLICANT INFORMATION

What do you consider your academic strengths or talents?

List any academic honors you have received.

In what academic areas do you most need to improve?


List the extracurricular activities (community activities, sports teams, hobbies, religious activities, music lessons, art classes, etc.) in which you have participated in the last three years. Please list in order of importance.

a.	d.
b.	e.
c.	f.

I chose to apply to The Providence Country Day School because...

The best advice I have ever received was...

I do my best when...



THE Providence Country Day SCHOOL

660 Waterman Ave
East Providence, RI 02914-1724
telephone 401.438.5170
fax 401.435.4514
www.providencecountryday.org

English Recommendation

_____ is a candidate for admission to The Providence Country Day School. Please assist us in our evaluation of this student by completing this form. We value your comments and your response will be held in strict confidence.

What subject/course have you taught the candidate? What is the level of tracking, if any?

What texts are used for the course and do you anticipate completing them?

Please indicate pages or chapters you expect to cover by the end of the year.

Please approximate the candidate's grade in English for the year to date.

ACADEMIC DEVELOPMENT

	<i>Outstanding</i>	<i>Good</i>	<i>Average</i>	<i>Below average</i>	<i>Poor</i>	<i>Commentary</i>
Academic ability	<input type="checkbox"/>	<input type="checkbox"/>	<input type="checkbox"/>	<input type="checkbox"/>	<input type="checkbox"/>	_____
Enthusiasm for school	<input type="checkbox"/>	<input type="checkbox"/>	<input type="checkbox"/>	<input type="checkbox"/>	<input type="checkbox"/>	_____
Effort on assignments	<input type="checkbox"/>	<input type="checkbox"/>	<input type="checkbox"/>	<input type="checkbox"/>	<input type="checkbox"/>	_____
Intellectual curiosity	<input type="checkbox"/>	<input type="checkbox"/>	<input type="checkbox"/>	<input type="checkbox"/>	<input type="checkbox"/>	_____
Willingness to seek extra help	<input type="checkbox"/>	<input type="checkbox"/>	<input type="checkbox"/>	<input type="checkbox"/>	<input type="checkbox"/>	_____
Response to constructive criticism	<input type="checkbox"/>	<input type="checkbox"/>	<input type="checkbox"/>	<input type="checkbox"/>	<input type="checkbox"/>	_____
Originality of thought	<input type="checkbox"/>	<input type="checkbox"/>	<input type="checkbox"/>	<input type="checkbox"/>	<input type="checkbox"/>	_____
Expression of ideas	<input type="checkbox"/>	<input type="checkbox"/>	<input type="checkbox"/>	<input type="checkbox"/>	<input type="checkbox"/>	_____
Vocabulary	<input type="checkbox"/>	<input type="checkbox"/>	<input type="checkbox"/>	<input type="checkbox"/>	<input type="checkbox"/>	_____
Participation in discussions	<input type="checkbox"/>	<input type="checkbox"/>	<input type="checkbox"/>	<input type="checkbox"/>	<input type="checkbox"/>	_____
Classroom behavior	<input type="checkbox"/>	<input type="checkbox"/>	<input type="checkbox"/>	<input type="checkbox"/>	<input type="checkbox"/>	_____
Willingness to follow directions	<input type="checkbox"/>	<input type="checkbox"/>	<input type="checkbox"/>	<input type="checkbox"/>	<input type="checkbox"/>	_____

Please comment on the candidate's specific academic strengths and weaknesses.

CHARACTER DEVELOPMENT

	<i>Outstanding</i>	<i>Good</i>	<i>Average</i>	<i>Below average</i>	<i>Poor</i>	<i>Commentary</i>
Self-image	<input type="checkbox"/>	<input type="checkbox"/>	<input type="checkbox"/>	<input type="checkbox"/>	<input type="checkbox"/>	_____
Integrity	<input type="checkbox"/>	<input type="checkbox"/>	<input type="checkbox"/>	<input type="checkbox"/>	<input type="checkbox"/>	_____
Responsibility	<input type="checkbox"/>	<input type="checkbox"/>	<input type="checkbox"/>	<input type="checkbox"/>	<input type="checkbox"/>	_____
Sense of humor	<input type="checkbox"/>	<input type="checkbox"/>	<input type="checkbox"/>	<input type="checkbox"/>	<input type="checkbox"/>	_____
Concern for peers	<input type="checkbox"/>	<input type="checkbox"/>	<input type="checkbox"/>	<input type="checkbox"/>	<input type="checkbox"/>	_____
Ability to lead	<input type="checkbox"/>	<input type="checkbox"/>	<input type="checkbox"/>	<input type="checkbox"/>	<input type="checkbox"/>	_____
Persistence	<input type="checkbox"/>	<input type="checkbox"/>	<input type="checkbox"/>	<input type="checkbox"/>	<input type="checkbox"/>	_____
Cooperation with adults	<input type="checkbox"/>	<input type="checkbox"/>	<input type="checkbox"/>	<input type="checkbox"/>	<input type="checkbox"/>	_____

We welcome any other information that you think would be helpful, such as comments regarding parent cooperation and involvement with you and your school, the candidate's extracurricular interests, etc.

Is there any additional information that would be helpful for this student's next English teacher?


How would you rate the candidate's prospect for success in a college preparatory school? (check below)

<i>Outstanding</i>	<i>Good</i>	<i>Average</i>	<i>Below average</i>	<i>Poor</i>	<i>Commentary</i>
<input type="checkbox"/>	<input type="checkbox"/>	<input type="checkbox"/>	<input type="checkbox"/>	<input type="checkbox"/>	_____

Your name _____ I have known this child for ____ years.
Please print

School _____ Telephone _____

Signature _____ Date _____



THE Providence Country Day SCHOOL

660 Waterman Ave
East Providence, RI 02914-1724
telephone 401.438.5170
fax 401.435.4514
www.providencecountryday.org

Math Recommendation

_____ is a candidate for admission to The Providence Country Day School. Please assist us in our evaluation of this student by completing this form. We value your comments and your response will be held in strict confidence.

What subject/course have you taught the candidate? What is the level of tracking, if any?

What texts are used for the course?

Please indicate pages or chapters you expect to cover by the end of the year.

Please approximate the candidate's grade in math for the year to date.

What course would you recommend for this student next year?

ACADEMIC DEVELOPMENT

	<i>Outstanding</i>	<i>Good</i>	<i>Average</i>	<i>Below average</i>	<i>Poor</i>	<i>Commentary</i>
Academic ability	<input type="checkbox"/>	<input type="checkbox"/>	<input type="checkbox"/>	<input type="checkbox"/>	<input type="checkbox"/>	_____
Enthusiasm for school	<input type="checkbox"/>	<input type="checkbox"/>	<input type="checkbox"/>	<input type="checkbox"/>	<input type="checkbox"/>	_____
Effort on assignments	<input type="checkbox"/>	<input type="checkbox"/>	<input type="checkbox"/>	<input type="checkbox"/>	<input type="checkbox"/>	_____
Intellectual curiosity	<input type="checkbox"/>	<input type="checkbox"/>	<input type="checkbox"/>	<input type="checkbox"/>	<input type="checkbox"/>	_____
Willingness to seek extra help	<input type="checkbox"/>	<input type="checkbox"/>	<input type="checkbox"/>	<input type="checkbox"/>	<input type="checkbox"/>	_____
Response to constructive criticism	<input type="checkbox"/>	<input type="checkbox"/>	<input type="checkbox"/>	<input type="checkbox"/>	<input type="checkbox"/>	_____
Originality of thought	<input type="checkbox"/>	<input type="checkbox"/>	<input type="checkbox"/>	<input type="checkbox"/>	<input type="checkbox"/>	_____
Expression of ideas	<input type="checkbox"/>	<input type="checkbox"/>	<input type="checkbox"/>	<input type="checkbox"/>	<input type="checkbox"/>	_____
Vocabulary	<input type="checkbox"/>	<input type="checkbox"/>	<input type="checkbox"/>	<input type="checkbox"/>	<input type="checkbox"/>	_____
Participation in discussions	<input type="checkbox"/>	<input type="checkbox"/>	<input type="checkbox"/>	<input type="checkbox"/>	<input type="checkbox"/>	_____
Classroom behavior	<input type="checkbox"/>	<input type="checkbox"/>	<input type="checkbox"/>	<input type="checkbox"/>	<input type="checkbox"/>	_____
Willingness to follow directions	<input type="checkbox"/>	<input type="checkbox"/>	<input type="checkbox"/>	<input type="checkbox"/>	<input type="checkbox"/>	_____

Please comment on the candidate's specific academic strengths and weaknesses.

CHARACTER DEVELOPMENT

	<i>Outstanding</i>	<i>Good</i>	<i>Average</i>	<i>Below average</i>	<i>Poor</i>	<i>Commentary</i>
Self-image	<input type="checkbox"/>	<input type="checkbox"/>	<input type="checkbox"/>	<input type="checkbox"/>	<input type="checkbox"/>	_____
Integrity	<input type="checkbox"/>	<input type="checkbox"/>	<input type="checkbox"/>	<input type="checkbox"/>	<input type="checkbox"/>	_____
Responsibility	<input type="checkbox"/>	<input type="checkbox"/>	<input type="checkbox"/>	<input type="checkbox"/>	<input type="checkbox"/>	_____
Sense of humor	<input type="checkbox"/>	<input type="checkbox"/>	<input type="checkbox"/>	<input type="checkbox"/>	<input type="checkbox"/>	_____
Concern for peers	<input type="checkbox"/>	<input type="checkbox"/>	<input type="checkbox"/>	<input type="checkbox"/>	<input type="checkbox"/>	_____
Ability to lead	<input type="checkbox"/>	<input type="checkbox"/>	<input type="checkbox"/>	<input type="checkbox"/>	<input type="checkbox"/>	_____
Persistence	<input type="checkbox"/>	<input type="checkbox"/>	<input type="checkbox"/>	<input type="checkbox"/>	<input type="checkbox"/>	_____
Cooperation with adults	<input type="checkbox"/>	<input type="checkbox"/>	<input type="checkbox"/>	<input type="checkbox"/>	<input type="checkbox"/>	_____

We welcome any other information that you think would be helpful, such as comments regarding parent cooperation and involvement with you and your school, the candidate's extracurricular interests, etc.

Is there any additional information that would be helpful for this student's next math teacher?


How would you rate the candidate's prospect for success in a college preparatory school? (check below)

<i>Outstanding</i>	<i>Good</i>	<i>Average</i>	<i>Below average</i>	<i>Poor</i>	<i>Commentary</i>
<input type="checkbox"/>	<input type="checkbox"/>	<input type="checkbox"/>	<input type="checkbox"/>	<input type="checkbox"/>	_____

Your name _____ I have known this child for ____ years.
Please print

School _____ Telephone _____

Signature _____ Date _____



THE Providence Country Day SCHOOL

Non-academic Recommendation

(OPTIONAL)

660 Waterman Ave
East Providence, RI 02914-1724
telephone 401.438.5170
fax 401.435.4514
www.providencecountryday.org

TO THE STUDENT

Please print your name and address below and give this form and a stamped envelope addressed to The Providence Country Day School to an adult who has worked with you in an activity or special interest you enjoy outside the classroom (arts, drama, dance, music, sports, scouting, volunteer or paid work, etc.).

Student's name: _____ Current grade: _____

TO THE RECOMMENDER

The student named above is a candidate for admission to The Providence Country Day School. The Admissions Committee is eager to learn from you about the applicant's aptitude, experiences and achievements in an activity outside of the classroom. We would appreciate your candid insights. All information you provide will be held in strict confidence and disclosed only to the Admissions Committee and others deemed necessary by the Admissions Office.

How long have you known the applicant and in what capacity?

In what activity have you worked with this applicant? How long has he/she been involved? What level of skill and/or responsibility does he/she display? Has the applicant received any honors or recognition in this activity?

How would you describe the applicant's work ethic, self-esteem and personal resilience?

Please see other side.

How well does he/she respond to criticism and advice? How does the applicant respond to setbacks?

What else would you like us to know about this applicant?

Based on your experiences, please rate the applicant as realistically as you can:


	<i>One of the top few I have ever encountered</i>	<i>Excellent (top 10% this year)</i>	<i>Good (above average)</i>	<i>Average</i>	<i>Below average</i>	<i>No basis for judgement</i>
Talent in this area	<input type="checkbox"/>	<input type="checkbox"/>	<input type="checkbox"/>	<input type="checkbox"/>	<input type="checkbox"/>	<input type="checkbox"/>
Dedication	<input type="checkbox"/>	<input type="checkbox"/>	<input type="checkbox"/>	<input type="checkbox"/>	<input type="checkbox"/>	<input type="checkbox"/>
Concern for others	<input type="checkbox"/>	<input type="checkbox"/>	<input type="checkbox"/>	<input type="checkbox"/>	<input type="checkbox"/>	<input type="checkbox"/>
Leadership skills	<input type="checkbox"/>	<input type="checkbox"/>	<input type="checkbox"/>	<input type="checkbox"/>	<input type="checkbox"/>	<input type="checkbox"/>
Respect accorded by peers	<input type="checkbox"/>	<input type="checkbox"/>	<input type="checkbox"/>	<input type="checkbox"/>	<input type="checkbox"/>	<input type="checkbox"/>
Overall evaluation as a person	<input type="checkbox"/>	<input type="checkbox"/>	<input type="checkbox"/>	<input type="checkbox"/>	<input type="checkbox"/>	<input type="checkbox"/>

Thank you for offering your valuable time to complete this evaluation. Your reflections are an important part of the candidate's application.

Name _____ Signature _____

Mailing address _____

Email _____ Date _____



THE Providence Country Day SCHOOL

School Release Form

660 Waterman Ave
East Providence, RI 02914-1724
telephone 401.438.5170
fax 401.435.4514
www.providencecountryday.org

Please complete this form and submit it to the Registrar at your child's school after the first trimester/semester of the current school year.

To _____ Date _____
Student's present school

Address of present school *Town, state, zip*

I, the parent or legal guardian of _____
Name of student *Grade* *Date of birth*

hereby give my permission for an official copy of all school records including a transcript of grades earned, credits given, aptitude and achievement test scores, health records, interpretation of grade scales, and any other information in the student's file to be forwarded to:

Office of Admissions
The Providence Country Day School
660 Waterman Avenue
East Providence, Rhode Island 02914-1724

Parent/Guardian signature

Note to School Registrar:

The above named student is applying to The Providence Country Day School. Please submit the applicant's complete academic information after the first trimester/semester of the current school year. If you have any questions, please contact the Admissions Office at 401.438.5170.